



**RAPTOR™
AERIALS**
AUTOMATIC LADDERS

WWW.ROSENBAUERAMERICA.COM



ROSENBAUER RAPTOR™ AERIAL

105' TACTICAL AERIAL LADDER



FIRE SUPPRESSION

The Raptor™ is available with a 1500 GPM fire pump, a water tank up to 300 gallons and several foam system options to meet your fire suppression needs.



CAB & BODY COLLISION PROTECTION

Protect your investment with the Raptor™'s cab and body collision protection. The Raptor™'s advanced CAN-Bus electronic system prevents the ladder from colliding with any part of the cab or body.



**8,800
POUNDS**

ADVANCED TECHNICAL RESCUES

The high stability of the Raptor™'s ladder assembly make it possible to lift, rotate and lower payloads of up to 8,800 pounds. Additionally, the ladder offers bridging capabilities for mass evacuations.



MAKING RESCUES EASIER

The Raptor™'s impressive 102' reach and positioning feature make it the perfect device for water and ice rescue, reaching nearly 20' below grade. The Raptor™ offers a wide sweeping elevation range of -15° to 75°. Thanks to variable jacking capabilities, the Raptor™ can be purposely positioned further off-level and operate at an unbelievable -22° for sub-ground-level rescues.



MANEUVERABILITY

With wheelbases as short as 222", the Raptor™ is the most maneuverable, single-axle 102' ladder on the market. The wheelbase, combined with a tight cramp angle of no less than 46°, makes navigating through tight spaces a breeze.



ROSENBAUER RAPTOR™ AERIAL

105' TACTICAL AERIAL LADDER



THE PERFECT TRUCK FOR IMPERFECT CONDITIONS

Conditions aren't always ideal, which is why the Raptor™ uses two different systems to enhance set-up and cage placement. The Raptor™'s stabilizer system is the fastest in the industry, fully deploying and locking all four out-and-down stabilizers in 20 seconds.

Advanced CAN-Bus electronics monitor ground pressure sensors in each jack precisely and use the data collected by the sensors to calculate stability.


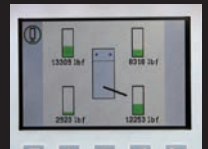

The system uses this data and combines it with ladder torque data as an additional precaution to ensure stability. The system uses this data to allow safe aerial operations even when the stabilizers cannot be fully deployed.



AUTOMATIC TERRAIN

While many trucks struggle to level out in hilly terrains, the Raptor™ uses an automatic terrain compensation system and auto-levels the turntable hydraulically. The automatic terrain compensation system keeps the ladder assembly in the horizontal position up to a angle of 8.5° in relation to the vehicle.

The terrain compensation system activates automatically when the aerial is deployed. With these optimum level conditions, ladder climbing remains safe and easy.



WATERWAY

The Raptor™ has several waterway options, including telescopic and non-telescopic waterways with flows of up to 1000 GPM. Additionally, a 2.5" aerial tip discharge is available allowing for a hand line to be extended for interior firefighting operations.



FOLDING RESCUE CAGE


For those times when overall height is a factor such as low bridges or low overhead doors in the fire station, the Raptor™ comes standard with a folding rescue cage to reduce the overall travel height.





RAPTOR RESCUE CAGE

- 1000 lbs Live-Load
- Removable Front Column
- Pre-Piped Waterway
- Facilitates Rescue of Injured Persons
- Low Position of the Patient
- Improved Medical Treatment
- Rescue of Severely Injured Persons Possible
- Easier Rescue from Set-Back Dormers or Roof Windows
- Live-Load Increased to 661 lbs
- Facilitates Rescue of Disabled Persons
- Option to Install Wheelchair Mounting
- Integrated Belts for Secure Attachment
- Folding Ramp for Safe Loading and Unloading
- Monitor RM15
 - Removable
 - 500 GPM
 - Operated via Ladder Controls



ROSENBAUER RAPTOR™ AERIAL

105' TACTICAL AERIAL LADDER



RAPTOR™ OPERATOR CONTROLS

The displays on the Raptor™ control panels are clearly laid out. Even in the stress of real-world operations, the interface is intuitive and easy to use. This has been proven over the past decade by hundreds of fire departments.

- The position of the display screen, joystick and movement directions is identical on the main control panel and the cage control panel
- Large, Glove-Friendly Control Buttons
- Ergonomic Design of Display and Controls
- Information Structured Simply and Clearly



SAFETY LEVEL

Aerial Override, Cage Control Release, Emergency Shutdown

INFO/DISPLAY LEVEL

All of the relevant information for operating the aerial

FUNCTION LEVEL

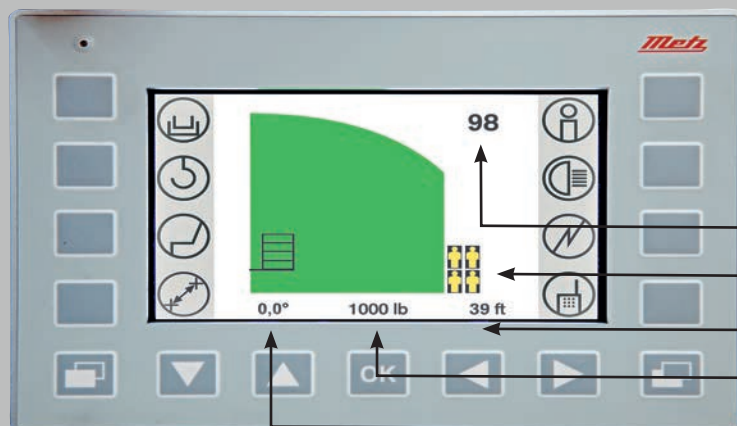
All of the functions that are needed to control the aerial

THE MAIN CONTROL PANEL

- 1 Spacious Seat for Comfortable Extended Operations
- 2 Automatic Tilting Seat that Tilts in Relation to Aerial Elevation
- 3 Adjustable Back Rest and Head Rest
- 4 Intercom System with Integrated Gooseneck Microphone and Two Speakers
- 5 Unobstructed View of the Rescue Cage and Ladder During Aerial Operations

OPTIONAL FEATURES

- 6 Transparent Sliding Rain Roof
- 7 Heated Seat



RAPTOR™ CAN-BUS SYSTEM

The 3-D load measurements from the ladder, along with ground pressure measurements and jack width, are combined and analyzed via the CAN-Bus system to ensure maximum outreach and safety at all times.

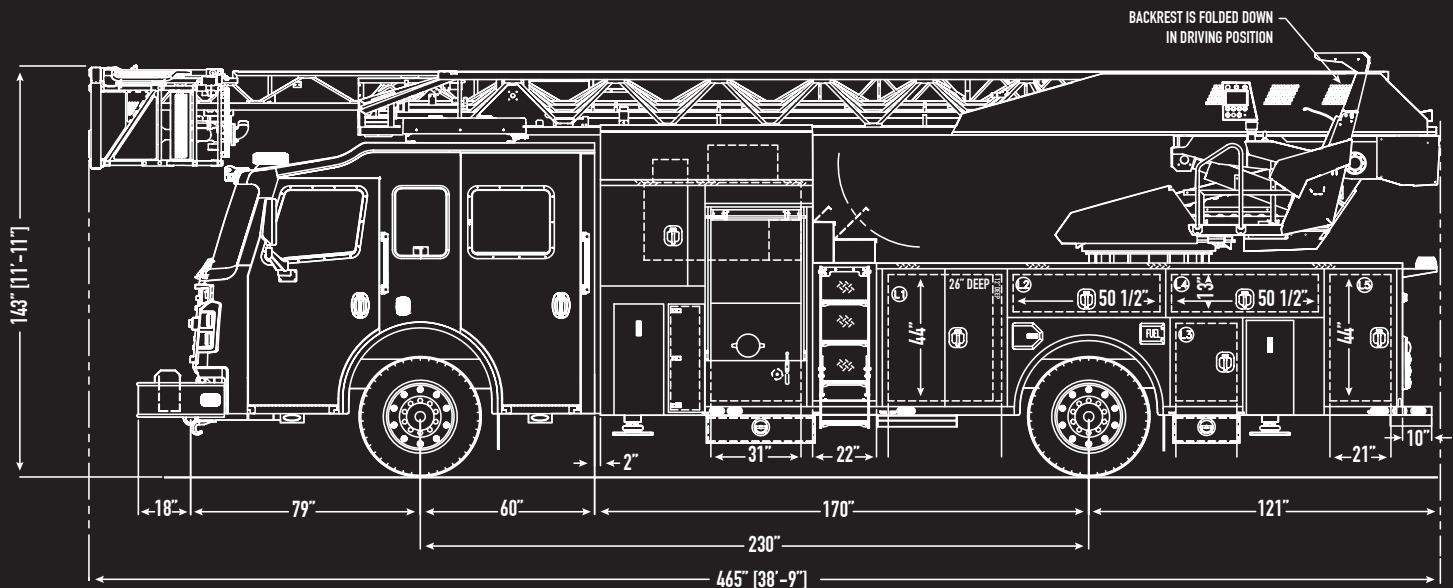
Remaining Ladder Length Available

Load Limit

Remaining Horizontal Outreach

Remaining Payload Capacity

Elevation Angle



LADDER REACH	Up to 102' Vertical Reach Up to 87' Side Reach
PAYLOAD CAPACITY	Up to 1000 Pounds Dry Up to 500 Pounds Wet
WATERWAY	Up to 1000 GPM
WIND RATING	Up to 50 MPH
ICE RATING	Variable – Load Continuously Monitored by System
LIFTING SYSTEM	8,800 Pounds from Base Section
BELOW GRADE OPERATIONS	22° Below Grade
AERIAL CONTROLS	Soft Touch Controls
STABILIZER SPREAD	14' 9"
STABILIZER	H-Style Safe Operation over Short-Jacked Side Permitted with Continuous 360° Rotation
APPARATUS BODY	Extruded Aluminum
WATER TANK	Up to 300 Gallons on Single-Axle
FIRE PUMP	Up to 1500 GPM



ONLINE SERVICE PORTAL

At Rosenbauer, we understand there is no time for downtime when it comes to your fire apparatus. That's why we've introduced Service4fire.com, Rosenbauer's 24/7 online vehicle monitoring system. Rescue operations are extremely demanding and vehicle performance is essential. Service4fire.com gives you peace-of-mind knowing that your apparatus is performing at its peak levels.

SERVICE4FIRE.COM provides you with:

- Increased Safety Thanks to Earlier Error Warnings
- Real-Time Alerts if an Issue Arises
- Detailed Diagnosis of Issues for Rapid Remediation
- Increased Efficiency Thanks to Faster Repairs
- Lower Maintenance Costs Thanks to Improved Maintenance Procedure



Analysis programs verify the operational readiness of the vehicle's components.



Deviations are identified and reported.
Diagnostic programs provide support
for rapid problem solving.



SERVICE4FIRE.COM automatically documents your operations and reduces your administrative overhead.



The system draws your attention to maintenance and servicing intervals.



Vehicle positions and routes traveled are displayed on digital maps.

 **ROSENBAUER GROUP**

 **@ROSYFIRE**

 **ROSENBAUERFIRE**

 **ROSENBAUERUS**

Rosenbauer South Dakota, LLC

100 Third Street
Lyons, SD 57041
605.543.5591

Rosenbauer Motors, LLC

5190 260th Street
Wyoming, MN 55092
651.462.1000

Rosenbauer Minnesota, LLC

5181 260th Street
Wyoming, MN 55092
651.462.1000

Rosenbauer Aerials, LLC

870 S Broad Street
Fremont, NE 68025
402.721.7622

ROSENBAUERAMERICA.COM | INFO@ROSENBAUERAMERICA.COM



CONTRACT #022818 | ROSENBAUER AMERICA, LLC
DBA ROSENBAUER SOUTH DAKOTA, LLC & ROSENBAUER MINNESOTA, LLC