



T-REX™
AERIALS
ARTICULATING PLATFORMS

WWW.ROSENBAUERAMERICA.COM



T-REX™ AERIAL

115' ARTICULATING PLATFORM

THE ALL-PURPOSE AERIAL

Equipped with a combination telescopic and articulating boom, the Rosenbauer T-Rex™ is the fastest and most powerful articulating platform in the industry. Its on-board CAN-bus electronic system provides the speed to allow firefighters to set the stabilizers, raise the aerial 115' in the air and rotate 90° in less than 95 seconds! It's fully NFPA compliant as either an aerial platform or a quint with a midship pump, 300-gallon water tank, hosebed and 115' of ground ladders. Solid construction, multiple compartments and a reliable chassis back up this versatility so that your department is always ready to serve.



SPACIOUS CAB

A full-width 11" raised roof cab gives firefighters the increased head room they need to move around in the cab. Full height doors give the firefighters the ability to stand up while exiting the cab, allowing them to keep eyes on any oncoming traffic!



CAB & BODY AERIAL COLLISION PROTECTION

Protect your investments with the T-Rex™'s cab and body collision protection. The T-Rex™'s advanced CAN-Bus electronic system prevents the boom and platform from colliding with any part of the cab or body.



COMPARTMENT SPACE

The T-Rex™ with a pump and tank can be configured with up to 244 cubic feet of compartment space, allowing firefighters to carry more equipment.



MANEUVERABILITY

With wheelbases as short as 222", the T-Rex™ is the most maneuverable double axle 115' ladder on the market. The wheelbase, combined with a tight cramp angle of no less than 46°, makes navigating through tight spaces a breeze.



UP AND OVER

The T-Rex™'s 18' jib-boom allows you to go up and over parapets where other aerials simply can't go. Firefighters can ventilate roofs without stepping off the platform.



PIVOTING PLATFORM

Among the most advanced in the industry, the T-Rex™ platform features a full 96° (48° left/48° right) pivoting platform with uninterrupted pivoting capabilities regardless of jib-boom position. A fixed, intermediate step makes it simple to transverse from the platform to the rescue ladder even with the platform fully pivoted to the left side.



AUTOMATIC TERRAIN BALANCING

With the T-Rex™'s auto-leveling stabilizers, getting up in the air has never been quicker. Stabilizers can be deployed in as little as 30 seconds via easy-to-use joysticks located at the rear of the vehicle. Whether it's a front-to-rear slope, a side-to-side slope, or both, the T-Rex™'s auto-leveling stabilizers are up to the challenge.



REACH FURTHER

The T-Rex™'s 115' vertical reach combined with a main boom sweep of -3° to 82° is among one of the tallest platforms available. The T-Rex™ offers an impressive 93' of horizontal side reach – more than any other articulated platform on the market!



SHORT JACKING

The envelope control system monitors ground pressure at all times, allowing safe aerial operations even when the stabilizers can't be fully deployed, as commonly found in narrow or congested streets or alleys. Safe operations are allowed off the short-jacked side with side reach being limited by the envelope control system.



AERIAL COMMAND SEAT

The T-Rex™ features an aerial command seat where the aerial operator can comfortably take control of all aerial functions. For cooler climates, a heated seat is available.



LCD DISPLAYS

The T-Rex™'s large color LCD puts all important information where you need it – at the stabilizer control stations, turntable and in the platform. Information displayed includes current elevation and outreach along with available capacity and outreach. Other information such as lighting menus, aerial status, wind speed, diagnostic information and more can easily be accessed through sub menus.



T-REX™ AERIAL

115' ARTICULATING PLATFORM




AERIAL PLATFORM

The T-Rex™ articulating platform boasts an impressive 1400 lb. capacity (five person capacity plus 150 lbs. of equipment), making it one of the strongest platforms available.

Three full-height access gates provide superior access and smooth egress through any of the openings. A frontal fold down rescue deck can be accessed via the dual folding man-saver bars.

Ice and wind monitoring are standard. The T-Rex™ is able to operate in wind speeds up to 39 MPH. The on-board CAN-bus electronic control system continuously measures the live load on the aerial and will automatically compensate for any ice build-up on the aerial device.

A sealed “energy track” is provided to keep all wires, cables and hydraulic hoses fully-enclosed at the aerial’s articulating points. This clean application keeps these critical components protected against both the weather and objects which may cause damage during fire ground operations.



INTUITIVE CONTROLS

With just two joysticks to operate all four aerial movements, the T-Rex™’s intuitive controls allow the firefighter to keep their focus on the task at hand. As a bonus, the T-Rex™ comes standard with Auto-Stow, which automatically returns the aerial to the travel position with a touch of a button.



IMPACT PROTECTION

Impact protection is standard on every T-Rex™, protecting the platform from damage on the fire ground with sensors located on the front, sides and bottom of the platform. The system will stop the aerial from impact when the aerial comes within 18” of a collision. The operator can then acknowledge the obstacle and trim in against the intended target.



UNINHIBITED OPERATIONS

The design of the platform allows the aerial operator to deploy the aerial directly from the platform. This allows the firefighters to navigate directly to the point of rescue without first having to set the platform on the ground, saving precious time.



PLATFORM SPRAY NOZZLES

The T-Rex™ comes fully-equipped with four spray nozzles which protect the perimeter around the platform from intense heat. As an option, the nozzles can be programmed to automatically activate once the temperature at the platform reaches a set point.



WATERWAY

The T-Rex™ offers waterway flows up to 1500 GPM, more than any other articulating platform on the market! A 2.5” platform discharge is standard and allows a hand line to be extended for interior firefighting.



STRETCHER SUPPORT

Make rescues easier with an optional stretcher or strokes support. These systems safely secure the victim to the floor of the platform, allowing firefighters the ability to concentrate on the care of victims.

T-REX™ AERIAL

115' ARTICULATING PLATFORM

TARGET CONTROL SYSTEM

Rosenbauer's exclusive Target Control System will rapidly navigate between two user-selected coordinates with the use of a single joystick. After navigating the path for the first time, the system can automatically navigate the identical path for repetitive operations in either direction.



FIREFIGHTING SYSTEM

The T-Rex™ is available with pumps up to 2000 GPM and water tanks up to 300 gallons. For increased firefighting capabilities, foam systems and 30 gallon foam cells are available. Additionally, industrial foam systems can be specified.



CROSSLAYS

For rapid deployment, the T-Rex™'s pre-connected crosslays are located close to the ground in the front bumper. Reloading is made safe and easy by keeping the firefighters on the ground.



GROUND LADDERS

A spacious torque box provides the needed space for 115' of ground ladders, pike poles and other necessary equipment.



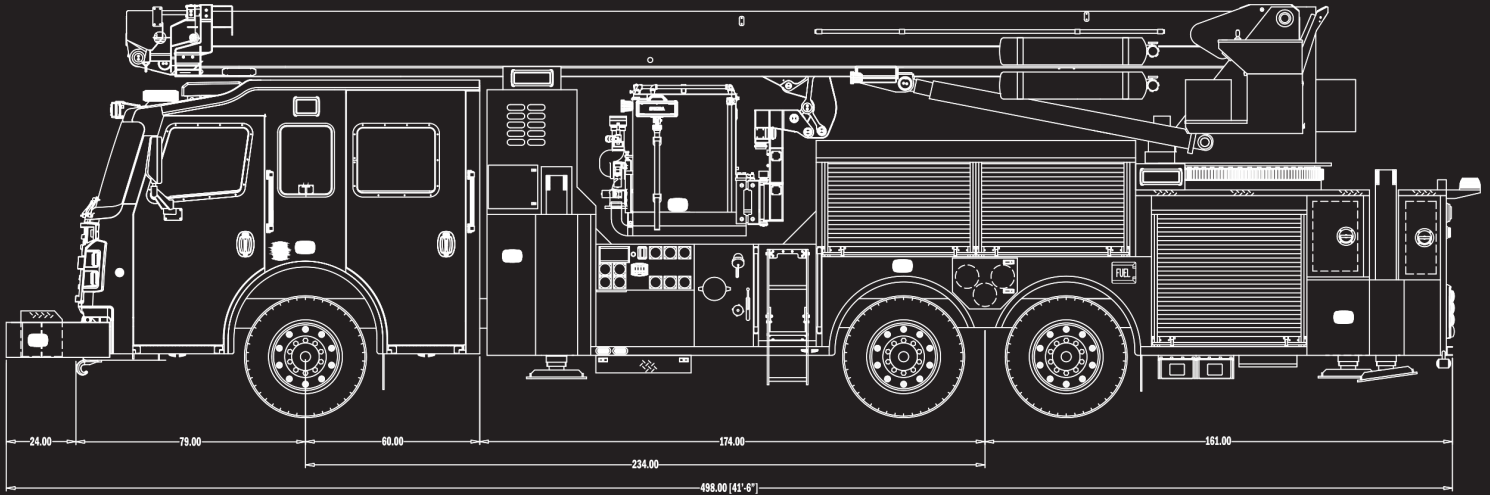
THIRD-PARTY TESTING

All T-Rex™ aerials are third-party tested to NFPA 1901-2009 standards by Underwriters Laboratories. To ensure safe short-jacked stabilizer options, the aerial is tested in the position of least stability with the stabilizers at minimum, mid and maximum extension per NFPA requirements.





T-REX™ SPECS

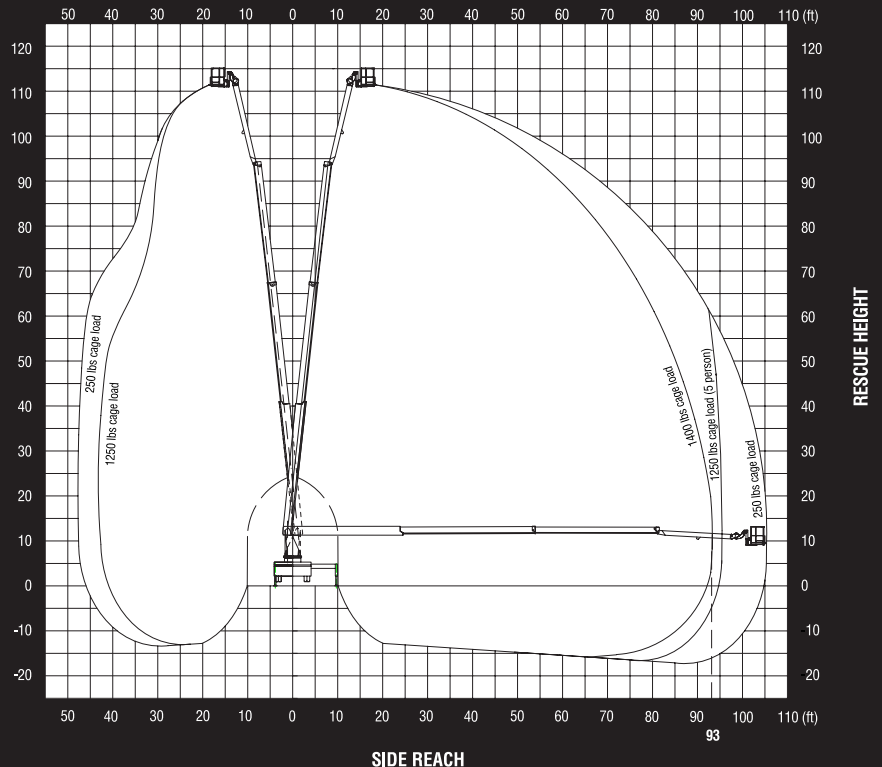


T-REX™ PERFORMANCE

LADDER REACH	115' Vertical Reach 93' Side Reach at 0° (Full Capacity)
PAYLOAD CAPACITY	1400 lbs. Dry 1150 lbs. Wet
WATERWAY	Up to 1500 GPM
WIND RATING	31 MPH Unrestricted 39 MPH with Restrictions
ICE RATING	Variable - Load Continuously Monitored by System
CRANE FUNCTION CAPACITY	8800 lbs. from Base Boom 4580 lbs. from Tip of Fly Boom (Retracted) 2645 lbs. from Tip of Fly Boom (50' Extension)
BELOW GRADE OPERATIONS	18' Below Grade
PLATFORM SWIVEL	48° Left & 48° Right (96° Total) Unrestricted at any Elevation
AERIAL CONTROLS	Soft Touch Controls
STABILIZERS	14' 9"
STABILIZER	H-Style Auto-Leveling with Variable Jacking Safe Operation over Short-Jacked Side Permitted with Continuous 360° Rotation
APPARATUS BODY	Extruded Aluminum
WATER TANK	Up to 300 Gallons
FIRE PUMP	Hale 8FG 2000 GPM

93' OF SIDE REACH – AND SOMETIMES MORE

With the T-Rex™ you'll always have 93' of side reach at 1400 lb. capacity with the stabilizers deployed at maximum extension. The T-Rex™ can extend even further if operating at less than maximum load capacity. The T-Rex™'s advanced CAN-bus electronic control system continuously monitors actual load in the platform and will safely let you extend past 93' up to 102' with a 500 lb. load in the platform.



 ROSENBAUER GROUP

 @ROSYFIRE

 ROSENBAUERFIRE

 ROSENBAUERUS

Rosenbauer South Dakota, LLC

100 Third Street
Lyons, SD 57041
605.543.5591

Rosenbauer Motors, LLC

5190 260th Street
Wyoming, MN 55092
651.462.1000

Rosenbauer Minnesota, LLC

5181 260th Street
Wyoming, MN 55092
651.462.1000

Rosenbauer Aerials, LLC

870 S Broad Street
Fremont, NE 68025
402.721.7622

ROSENBAUERAMERICA.COM | INFO@ROSENBAUERAMERICA.COM



CONTRACT #022818 | ROSENBAUER AMERICA, LLC
DBA ROSENBAUER SOUTH DAKOTA, LLC & ROSENBAUER MINNESOTA, LLC